

View History Report

Audit Trail

Show detailed result

Institution Info **Ready To Send** by Theresa Dale

1. Report Year	2017
2. Institution Code	4202131
3. Institution Name	California College of Natural Medicine, Inc.
4. Street Address (Physical Location)	107 Figueroa
5. City	Oxnard
6. State	CA
7. Zip Code	93001
8. Check all that apply to this institution:	Non-profit institution
9. Number of Branch Locations	0
10. Number of Satellite Locations	0
11a. Is this institution current with all assessments to the Student Tuition Recovery Fund?	Yes
11b. Is this institution current on Annual Fees?	Yes
12. Is your institution accredited by an accrediting agency/agencies recognized by the United States Department of Education?	No
13. If your institution has specialized accreditation from a recognized United States Department of Education approved specialized/programmatic accreditor, list the accreditation below.	CEP PROVIDER Registered Nursing Board, Acupuncture Board and Chiropractic Board.
14. Has any accreditation agency taken any final disciplinary action against this institution?	No
15. Does your institution participate in federal financial aid programs under Title IV of the Federal Higher Education Act?	No
16. Does your institution participate in veterans' financial aid education programs?	No
17. Does your institution participate in the Cal Grant program?	No
18. Is your institution on	

California's Eligible Training Provider List (ETPL)?	No
19. Is your institution receiving funds from the Work Innovation and Opportunity Act (WIOA) Program?	No
20. Does your Institution participate in, or offer any other government or non-government financial aid programs? (i.e., WIC, vocational rehab, private grants/loans, institutional grants/loans)	Yes
20a. You indicated "Yes" for #20, please provide the name of the financial aid program below.	We offer in house financing with an initial payment up-front and 9% interest on unpaid balance. Balance has to be paid before graduation.
21. Provide the percentage of institutional income during this Reporting Year that was derived from public funding.	0
22. Enter the most recent three-year cohort default rate reported by the U.S. Department of Education for this institution, if applicable.	0
23. Provide the percentage of the students who attended this institution during this Reporting Year who received federal student loans to help pay their cost of education at the school.	0
24. Total number of students enrolled at this institution	5
25. Number of Doctorate Degree Programs Offered?	0
26. Number of Students enrolled in Doctorate programs at this Institution?	0
27. Number of Master Degree programs offered?	0
28. Number of Students enrolled in Master programs at this institution?	0
29. Number of Bachelor Degree programs offered?	0
30. Number of Students enrolled in Bachelor programs at this institution?	0
31. Number of Associate Degrees programs offered?	0
32. Number of Students enrolled in Associate programs at this institution?	0
33. Number of Diploma or Certificate Programs offered?	9

34. Number of Students enrolled in Diploma or Certificate programs at this institution?	5
Total Program Count	9
Institution's Website	www.cconm.com
35. Upload School Performance Fact Sheet	2017-ALL Perform_Fact_Sheets.pdf
36. Upload Catalog	CCNM catalog 4-12-19.pdf
37. Upload Enrollment Agreement	CCNM_Enrollment_Agreement_2017.pdf

Pending Batch Submit **Analyst Review** by Automation Automation

Analyst unassigned@simpligov.com

Analyst Review Action Required by Beatrice Santillan

Status Need Additional Information

Please log back into this workflow to see the errors with your submission. In order to get back into this workflow, you need to log into the portal and on the dashboard homepage, scroll down to your submitted workflows. On the left side you will see three dots on each submission, click on the dots relating to this submission and click on "Edit Request." Once you have corrected the issue, you can submit it again.

You need to submit a satellite workflow for the OJAI location.

Staff Comments:

The following errors were found on your School Performance Fact Sheets (SPFS):

- There is no program approved for Neuro-Endocrine & Anti-Aging Regulation Training
- The required statements for the Job Placement and Salary/Wage tables need to be customized to tell students how they can obtain the information.
- You list both licensing tables, please delete one.
- On some of the SPFS there is no cost reported. Please ensure all costs show 2017 years.
- You list all financial aid disclosures. If you participate in federal aid then fill out the cohort table. If you do NOT participate, you need to list the disclosure that applies to you; either you do not qualify for it or you do and choose not to participate.

On your website you have the old SPFS posted. Please post the 2016/2017 SPFS.

Analyst beatrice.santillan@dca.ca.gov

Additional Info Resubmit - Analyst Review by Theresa Dale

35. Upload School Performance Fact Sheet 2017-ALL_TRAININGS SPFS SUBMITTED REVISED.pdf

Institution Comments Regarding Staff Comments Above, If Applicable: All corrections were made and submitted. Thanks Beatrice.

Analyst Review Ready To Finalize by Beatrice Santillan

Status Information Complete

Completed Stages:

- Institution Info:** ✓ 05/05/2019 03:18:59 PM - Theresa Dale
- Pending Batch Submit:** ✓ 05/05/2019 03:21:56 PM - Automation Automation
- Analyst Review:** ✓ 05/17/2019 11:51:03 AM - Beatrice Santillan

Additional Info: ✓ 05/22/2019 01:50:21 PM - Theresa Dale
Analyst Review: ✓ 05/28/2019 12:32:49 PM - Beatrice Santillan

Uploaded Files

Name	Uploaded by	Version	Source
CCNM catalog 4-12-19.pdf	Theresa Dale	1	36. Upload Catalog
2017-ALL Perform_Fact_Sheets.pdf	Theresa Dale	1	35. Upload School Performance Fact Sheet
CCNM_Enrollment_Agreement_2017.pdf	Theresa Dale	1	37. Upload Enrollment Agreement
CCNM Placement Rates.pdf	Theresa Dale	1	35. Upload School Performance Fact Sheet
2017-ALL_TRAININGS SPFS SUBMITTED REVISED.pdf	Theresa Dale	1	35. Upload School Performance Fact Sheet
Institution Confirmation Document.pdf	Document builder	1	Built document

0 Comments 0 Emails

Comments

Comments(0)

To link emails to this workflow - send or CC them to this workflow using the following workflow specific address: wf-2aa30560224c4c9bb18b8ad7192df918.preprod@simpligov.com. All emails sent into the workflow will display in the list below.

View History Report

Audit Trail

Show detailed result

Institution Info **Ready To Send** by Theresa Dale

1. Report Year	2017
2. Institution Code	4202131
3. Institution Name	California College of Natural Medicine, Inc.
4. Name of Program	Biological Dental Consultant
5. Degree/Program Level	Diploma/Certificate
6. Degree/Program Title	Diploma/Certificate
7. Number of Degrees or Diplomas Awarded	0
8. Total Charges for this Program	\$0.00
9. The percentage of enrolled students in 2017 receiving federal student loans to pay for this program	0
10. The percentage of graduates in 2017 who took out federal student loans to pay for this program	0
11. Number of Students Who Began the Program	0
12. Number of Students Available for Graduation	0
13. Number of On-time Graduates	0
14. Completion Rate	0
15. 150% Completion Rate	0
16. Is the above data taken from the Integrated Postsecondary Education Data System (IPEDS) of the United States Department of Education?	No
17. Graduates Available for Employment	0
18. Graduates Employed in the Field	0
19. Placement Rate	0
20a. 20 to 29 hours per week	0
20b. at least 30 hours per week	0
21a. In a single position in the field of study	0
21b. In concurrent aggregated positions in the field of study (2 or more positions at the same time)	0
21c. Freelance/self-employed	0
21d. By the institution or an	

employer owned by the institution, or an employer who shares ownership with the institution

0

22. Does this educational program lead to an occupation that requires State licensing?

No

27. Number Who Failed the State Exam

0

28. Passage Rate

0

35. Number Who Failed the State Exam

0

36. Passage Rate

0

39. Graduates Available for Employment

0

40. Graduates Employed in the Field

0

\$0 - \$5,000

0

\$5,001 - \$10,000

0

\$10,001 - \$15,000

0

\$15,001 - \$20,000

0

\$20,001 - \$25,000

0

\$25,001 - \$30,000

0

\$30,001 - \$35,000

0

\$35,001 - \$40,000

0

\$40,001 - \$45,000

0

\$45,001 - \$50,000

0

\$50,001 - \$55,000

0

\$55,001 - \$60,000

0

\$60,001 - \$65,000

0

\$65,001 - \$70,000

0

\$70,001 - \$75,000

0

\$75,001 - \$80,000

0

\$80,001 - \$85,000

0

\$85,001 - \$90,000

0

\$90,001 - \$95,000

0

\$95,001 - \$100,000

0

Over \$100,000

0

Pending Batch Submit **Analyst Review** by Automation Automation

Analyst

unassigned@simpligov.com

Analyst Review **Ready To Finalize** by Beatrice Santillan

Status

Information Complete

Analyst

beatrice.santillan@dca.ca.gov

Completed Stages:

Institution

Info:


✓ 05/04/2019 07:05:55 PM - Theresa Dale

Pending

Batch

Submit:

✓ 05/05/2019 03:22:02 PM - Automation Automation

Analyst
Review:  05/17/2019 10:57:24 AM - Beatrice Santillan

Uploaded Files

Name	Uploaded by	Version	Source
Program Information Confirmation Document.pdf	Document builder	1	Built document

[0 Comments](#) [0 Emails](#)

Comments

Comments(0)

To link emails to this workflow - send or CC them to this workflow using the following workflow specific address: wf-3d00e6fa612049d0ab698bdd90f2353e.preprod@simpligov.com. All emails sent into the workflow will display in the list below.

View History Report

Audit Trail

Show detailed result

Institution Info **Ready To Send** by Theresa Dale

1. Report Year	2017
2. Institution Code	4202131
3. Institution Name	California College of Natural Medicine, Inc.
4. Name of Program	Clinical Nutrtiion
5. Degree/Program Level	Diploma/Certificate
6. Degree/Program Title	Diploma/Certificate
7. Number of Degrees or Diplomas Awarded	0
8. Total Charges for this Program	\$0.00
9. The percentage of enrolled students in 2017 receiving federal student loans to pay for this program	0
10. The percentage of graduates in 2017 who took out federal student loans to pay for this program	0
11. Number of Students Who Began the Program	0
12. Number of Students Available for Graduation	0
13. Number of On-time Graduates	0
14. Completion Rate	0
15. 150% Completion Rate	0
16. Is the above data taken from the Integrated Postsecondary Education Data System (IPEDS) of the United States Department of Education?	No
17. Graduates Available for Employment	0
18. Graduates Employed in the Field	0
19. Placement Rate	0
20a. 20 to 29 hours per week	0
20b. at least 30 hours per week	0
21a. In a single position in the field of study	0
21b. In concurrent aggregated positions in the field of study (2 or more positions at the same time)	0
21c. Freelance/self-employed	0
21d. By the institution or an	

employer owned by the institution, or an employer who shares ownership with the institution

0

22. Does this educational program lead to an occupation that requires State licensing?

No

27. Number Who Failed the State Exam

0

28. Passage Rate

0

35. Number Who Failed the State Exam

0

36. Passage Rate

0

39. Graduates Available for Employment

0

40. Graduates Employed in the Field

0

\$0 - \$5,000

0

\$5,001 - \$10,000

0

\$10,001 - \$15,000

0

\$15,001 - \$20,000

0

\$20,001 - \$25,000

0

\$25,001 - \$30,000

0

\$30,001 - \$35,000

0

\$35,001 - \$40,000

0

\$40,001 - \$45,000

0

\$45,001 - \$50,000

0

\$50,001 - \$55,000

0

\$55,001 - \$60,000

0

\$60,001 - \$65,000

0

\$65,001 - \$70,000

0

\$70,001 - \$75,000

0

\$75,001 - \$80,000

0

\$80,001 - \$85,000

0

\$85,001 - \$90,000

0

\$90,001 - \$95,000

0

\$95,001 - \$100,000

0

Over \$100,000

0

Pending Batch Submit **Analyst Review** by Automation Automation

Analyst

unassigned@simpligov.com

Analyst Review **Ready To Finalize** by Beatrice Santillan

Status

Information Complete

Analyst

beatrice.santillan@dca.ca.gov

Completed Stages:

Institution

Info:


✓ 05/04/2019 06:51:23 PM - Theresa Dale

Pending

Batch

Submit:

✓ 05/05/2019 03:21:56 PM - Automation Automation

Analyst
Review:  05/17/2019 11:06:39 AM - Beatrice Santillan

Uploaded Files

Name	Uploaded by	Version	Source
Program Information Confirmation Document.pdf	Document builder	1	Built document

[0 Comments](#) [0 Emails](#)

Comments

Comments(0)

To link emails to this workflow - send or CC them to this workflow using the following workflow specific address: wf-15d95aa69e2f4daaacd9e08bf8ccc436.preprod@simpligov.com. All emails sent into the workflow will display in the list below.

View History Report

Audit Trail

Show detailed result

Institution Info **Ready To Send** by Theresa Dale

1. Report Year	2017
2. Institution Code	4202131
3. Institution Name	California College of Natural Medicine, Inc.
4. Name of Program	Holistic Health Practitioner
5. Degree/Program Level	Diploma/Certificate
6. Degree/Program Title	Diploma/Certificate
7. Number of Degrees or Diplomas Awarded	1
8. Total Charges for this Program	\$5,000.00
9. The percentage of enrolled students in 2017 receiving federal student loans to pay for this program	0
10. The percentage of graduates in 2017 who took out federal student loans to pay for this program	0
11. Number of Students Who Began the Program	1
12. Number of Students Available for Graduation	1
13. Number of On-time Graduates	1
14. Completion Rate	100
15. 150% Completion Rate	0
16. Is the above data taken from the Integrated Postsecondary Education Data System (IPEDS) of the United States Department of Education?	No
17. Graduates Available for Employment	1
18. Graduates Employed in the Field	1
19. Placement Rate	100
20a. 20 to 29 hours per week	1
20b. at least 30 hours per week	0
21a. In a single position in the field of study	1
21b. In concurrent aggregated positions in the field of study (2 or more positions at the same time)	0
21c. Freelance/self-employed	1
21d. By the institution or an	

employer owned by the institution, or an employer who shares ownership with the institution

0

22. Does this educational program lead to an occupation that requires State licensing?

No

27. Number Who Failed the State Exam

0

28. Passage Rate

0

35. Number Who Failed the State Exam

0

36. Passage Rate

0

39. Graduates Available for Employment

1

40. Graduates Employed in the Field

1

\$0 - \$5,000

0

\$5,001 - \$10,000

0

\$10,001 - \$15,000

0

\$15,001 - \$20,000

0

\$20,001 - \$25,000

0

\$25,001 - \$30,000

0

\$30,001 - \$35,000

1

\$35,001 - \$40,000

0

\$40,001 - \$45,000

0

\$45,001 - \$50,000

0

\$50,001 - \$55,000

0

\$55,001 - \$60,000

0

\$60,001 - \$65,000

0

\$65,001 - \$70,000

0

\$70,001 - \$75,000

0

\$75,001 - \$80,000

0

\$80,001 - \$85,000

0

\$85,001 - \$90,000

0

\$90,001 - \$95,000

0

\$95,001 - \$100,000

0

Over \$100,000

0

Pending Batch Submit **Analyst Review** by Automation Automation

Analyst

unassigned@simpligov.com

Analyst Review **Ready To Finalize** by Beatrice Santillan

Status

Information Complete


Analyst

beatrice.santillan@dca.ca.gov

Completed Stages:

Institution Info: ✓ 05/04/2019 06:42:52 PM - Theresa Dale

Pending Batch Submit: ✓ 05/05/2019 03:21:56 PM - Automation Automation

Analyst
Review:  05/17/2019 11:06:46 AM - Beatrice Santillan

Uploaded Files

Name	Uploaded by	Version	Source
Program Information Confirmation Document.pdf	Document builder	1	Built document

[0 Comments](#) [0 Emails](#)

Comments

Comments(0)

To link emails to this workflow - send or CC them to this workflow using the following workflow specific address: wf-17152aba76d14655be82500d66c6d427.preprod@simpligov.com. All emails sent into the workflow will display in the list below.

View History Report

Audit Trail

Show detailed result

Institution Info **Ready To Send** by Theresa Dale

1. Report Year	2017
2. Institution Code	4202131
3. Institution Name	California College of Natural Medicine, Inc.
4. Name of Program	Homeopathic Endocrinology
5. Degree/Program Level	Diploma/Certificate
6. Degree/Program Title	Diploma/Certificate
7. Number of Degrees or Diplomas Awarded	0
8. Total Charges for this Program	\$0.00
9. The percentage of enrolled students in 2017 receiving federal student loans to pay for this program	0
10. The percentage of graduates in 2017 who took out federal student loans to pay for this program	0
11. Number of Students Who Began the Program	0
12. Number of Students Available for Graduation	0
13. Number of On-time Graduates	0
14. Completion Rate	0
15. 150% Completion Rate	0
16. Is the above data taken from the Integrated Postsecondary Education Data System (IPEDS) of the United States Department of Education?	No
17. Graduates Available for Employment	0
18. Graduates Employed in the Field	0
19. Placement Rate	0
20a. 20 to 29 hours per week	0
20b. at least 30 hours per week	0
21a. In a single position in the field of study	0
21b. In concurrent aggregated positions in the field of study (2 or more positions at the same time)	0
21c. Freelance/self-employed	0
21d. By the institution or an	

employer owned by the institution, or an employer who shares ownership with the institution

0

22. Does this educational program lead to an occupation that requires State licensing?

No

27. Number Who Failed the State Exam

0

28. Passage Rate

0

35. Number Who Failed the State Exam

0

36. Passage Rate

0

39. Graduates Available for Employment

0

40. Graduates Employed in the Field

0

\$0 - \$5,000

0

\$5,001 - \$10,000

0

\$10,001 - \$15,000

0

\$15,001 - \$20,000

0

\$20,001 - \$25,000

0

\$25,001 - \$30,000

0

\$30,001 - \$35,000

0

\$35,001 - \$40,000

0

\$40,001 - \$45,000

0

\$45,001 - \$50,000

0

\$50,001 - \$55,000

0

\$55,001 - \$60,000

0

\$60,001 - \$65,000

0

\$65,001 - \$70,000

0

\$70,001 - \$75,000

0

\$75,001 - \$80,000

0

\$80,001 - \$85,000

0

\$85,001 - \$90,000

0

\$90,001 - \$95,000

0

\$95,001 - \$100,000

0

Over \$100,000

0

Pending Batch Submit **Analyst Review** by Automation Automation

Analyst

unassigned@simpligov.com

Analyst Review **Ready To Finalize** by Beatrice Santillan

Status

Information Complete

Analyst

beatrice.santillan@dca.ca.gov

Completed Stages:

Institution

Info:


✓ 05/04/2019 06:56:17 PM - Theresa Dale

Pending

Batch

Submit:

✓ 05/05/2019 03:22:00 PM - Automation Automation

Analyst
Review:  05/17/2019 10:58:28 AM - Beatrice Santillan

Uploaded Files

Name	Uploaded by	Version	Source
Program Information Confirmation Document.pdf	Document builder	1	Built document

[0 Comments](#) [0 Emails](#)

Comments

Comments(0)

To link emails to this workflow - send or CC them to this workflow using the following workflow specific address: wf-60568a0d2b354691a619be20d8eeb620.preprod@simpligov.com. All emails sent into the workflow will display in the list below.

View History Report

Audit Trail

Show detailed result

Institution Info **Ready To Send** by Theresa Dale

1. Report Year	2017
2. Institution Code	4202131
3. Institution Name	California College of Natural Medicine, Inc.
4. Name of Program	Homeopathic Medical Practitioner
5. Degree/Program Level	Diploma/Certificate
6. Degree/Program Title	Diploma/Certificate
7. Number of Degrees or Diplomas Awarded	0
8. Total Charges for this Program	\$0.00
9. The percentage of enrolled students in 2017 receiving federal student loans to pay for this program	0
10. The percentage of graduates in 2017 who took out federal student loans to pay for this program	0
11. Number of Students Who Began the Program	0
12. Number of Students Available for Graduation	0
13. Number of On-time Graduates	0
14. Completion Rate	0
15. 150% Completion Rate	0
16. Is the above data taken from the Integrated Postsecondary Education Data System (IPEDS) of the United States Department of Education?	No
17. Graduates Available for Employment	0
18. Graduates Employed in the Field	0
19. Placement Rate	0
20a. 20 to 29 hours per week	0
20b. at least 30 hours per week	0
21a. In a single position in the field of study	0
21b. In concurrent aggregated positions in the field of study (2 or more positions at the same time)	0
21c. Freelance/self-employed	0
21d. By the institution or an	

employer owned by the institution, or an employer who shares ownership with the institution

0

22. Does this educational program lead to an occupation that requires State licensing?

No

27. Number Who Failed the State Exam

0

28. Passage Rate

0

35. Number Who Failed the State Exam

0

36. Passage Rate

0

39. Graduates Available for Employment

0

40. Graduates Employed in the Field

0

\$0 - \$5,000

0

\$5,001 - \$10,000

0

\$10,001 - \$15,000

0

\$15,001 - \$20,000

0

\$20,001 - \$25,000

0

\$25,001 - \$30,000

0

\$30,001 - \$35,000

0

\$35,001 - \$40,000

0

\$40,001 - \$45,000

0

\$45,001 - \$50,000

0

\$50,001 - \$55,000

0

\$55,001 - \$60,000

0

\$60,001 - \$65,000

0

\$65,001 - \$70,000

0

\$70,001 - \$75,000

0

\$75,001 - \$80,000

0

\$80,001 - \$85,000

0

\$85,001 - \$90,000

0

\$90,001 - \$95,000

0

\$95,001 - \$100,000

0

Over \$100,000

0

Pending Batch Submit **Analyst Review** by Automation Automation

Analyst

unassigned@simpligov.com

Analyst Review **Ready To Finalize** by Beatrice Santillan

Status

Information Complete

Analyst

beatrice.santillan@dca.ca.gov

Completed Stages:

Institution

Info:


✓ 05/04/2019 06:53:26 PM - Theresa Dale

Pending

Batch

Submit:

✓ 05/05/2019 03:22:00 PM - Automation Automation

Analyst
Review:  05/17/2019 10:58:35 AM - Beatrice Santillan

Uploaded Files

Name	Uploaded by	Version	Source
Program Information Confirmation Document.pdf	Document builder	1	Built document

[0 Comments](#) [0 Emails](#)

Comments

Comments(0)

To link emails to this workflow - send or CC them to this workflow using the following workflow specific address: wf-7bf01e2f96b64b7b9a4bca357a6612ca.preprod@simpligov.com. All emails sent into the workflow will display in the list below.

View History Report

Audit Trail

Show detailed result

Institution Info **Ready To Send** by Theresa Dale

1. Report Year	2017
2. Institution Code	4202131
3. Institution Name	California College of Natural Medicine,
4. Name of Program	Master Herbalist
5. Degree/Program Level	Diploma/Certificate
6. Degree/Program Title	Diploma/Certificate
7. Number of Degrees or Diplomas Awarded	0
8. Total Charges for this Program	\$0.00
9. The percentage of enrolled students in 2017 receiving federal student loans to pay for this program	0
10. The percentage of graduates in 2017 who took out federal student loans to pay for this program	0
11. Number of Students Who Began the Program	0
12. Number of Students Available for Graduation	0
13. Number of On-time Graduates	0
14. Completion Rate	0
15. 150% Completion Rate	0
16. Is the above data taken from the Integrated Postsecondary Education Data System (IPEDS) of the United States Department of Education?	No
17. Graduates Available for Employment	0
18. Graduates Employed in the Field	0
19. Placement Rate	0
20a. 20 to 29 hours per week	0
20b. at least 30 hours per week	0
21a. In a single position in the field of study	0
21b. In concurrent aggregated positions in the field of study (2 or more positions at the same time)	0
21c. Freelance/self-employed	0
21d. By the institution or an	

employer owned by the institution, or an employer who shares ownership with the institution

0

22. Does this educational program lead to an occupation that requires State licensing?

No

27. Number Who Failed the State Exam

0

28. Passage Rate

0

35. Number Who Failed the State Exam

0

36. Passage Rate

0

39. Graduates Available for Employment

0

40. Graduates Employed in the Field

0

\$0 - \$5,000

0

\$5,001 - \$10,000

0

\$10,001 - \$15,000

0

\$15,001 - \$20,000

0

\$20,001 - \$25,000

0

\$25,001 - \$30,000

0

\$30,001 - \$35,000

0

\$35,001 - \$40,000

0

\$40,001 - \$45,000

0

\$45,001 - \$50,000

0

\$50,001 - \$55,000

0

\$55,001 - \$60,000

0

\$60,001 - \$65,000

0

\$65,001 - \$70,000

0

\$70,001 - \$75,000

0

\$75,001 - \$80,000

0

\$80,001 - \$85,000

0

\$85,001 - \$90,000

0

\$90,001 - \$95,000

0

\$95,001 - \$100,000

0

Over \$100,000

0

Pending Batch Submit **Analyst Review** by Automation Automation

Analyst

unassigned@simpligov.com

Analyst Review **Ready To Finalize** by Beatrice Santillan

Status

Information Complete

Analyst

beatrice.santillan@dca.ca.gov

Completed Stages:

Institution

Info:


✓ 05/04/2019 07:04:20 PM - Theresa Dale

Pending

Batch

Submit:

✓ 05/05/2019 03:22:01 PM - Automation Automation

Analyst
Review:  05/17/2019 10:58:15 AM - Beatrice Santillan

Uploaded Files

Name	Uploaded by	Version	Source
Program Information Confirmation Document.pdf	Document builder	1	Built document

[0 Comments](#) [0 Emails](#)

Comments

Comments(0)

To link emails to this workflow - send or CC them to this workflow using the following workflow specific address: wf-1d2d0e56b27b4f09b5694b9940cb3920.preprod@simpligov.com. All emails sent into the workflow will display in the list below.

View History Report

Audit Trail

Show detailed result

Institution Info **Ready To Send** by Theresa Dale

1. Report Year	2017
2. Institution Code	4202131
3. Institution Name	California College of Natural Medicine, Inc.
4. Name of Program	Naturopathic Practitioner Training
5. Degree/Program Level	Diploma/Certificate
6. Degree/Program Title	Diploma/Certificate
7. Number of Degrees or Diplomas Awarded	0
8. Total Charges for this Program	\$0.00
9. The percentage of enrolled students in 2017 receiving federal student loans to pay for this program	0
10. The percentage of graduates in 2017 who took out federal student loans to pay for this program	0
11. Number of Students Who Began the Program	0
12. Number of Students Available for Graduation	0
13. Number of On-time Graduates	0
14. Completion Rate	0
15. 150% Completion Rate	0
16. Is the above data taken from the Integrated Postsecondary Education Data System (IPEDS) of the United States Department of Education?	No
17. Graduates Available for Employment	0
18. Graduates Employed in the Field	0
19. Placement Rate	0
20a. 20 to 29 hours per week	0
20b. at least 30 hours per week	0
21a. In a single position in the field of study	0
21b. In concurrent aggregated positions in the field of study (2 or more positions at the same time)	0
21c. Freelance/self-employed	0
21d. By the institution or an	

employer owned by the institution, or an employer who shares ownership with the institution

0

22. Does this educational program lead to an occupation that requires State licensing?

No

27. Number Who Failed the State Exam

0

28. Passage Rate

0

35. Number Who Failed the State Exam

0

36. Passage Rate

0

39. Graduates Available for Employment

0

40. Graduates Employed in the Field

0

\$0 - \$5,000

0

\$5,001 - \$10,000

0

\$10,001 - \$15,000

0

\$15,001 - \$20,000

0

\$20,001 - \$25,000

0

\$25,001 - \$30,000

0

\$30,001 - \$35,000

0

\$35,001 - \$40,000

0

\$40,001 - \$45,000

0

\$45,001 - \$50,000

0

\$50,001 - \$55,000

0

\$55,001 - \$60,000

0

\$60,001 - \$65,000

0

\$65,001 - \$70,000

0

\$70,001 - \$75,000

0

\$75,001 - \$80,000

0

\$80,001 - \$85,000

0

\$85,001 - \$90,000

0

\$90,001 - \$95,000

0

\$95,001 - \$100,000

0

Over \$100,000

0

Pending Batch Submit **Analyst Review** by Automation Automation

Analyst

unassigned@simpligov.com

Analyst Review **Ready To Finalize** by Beatrice Santillan

Status

Information Complete

Analyst

beatrice.santillan@dca.ca.gov

Completed Stages:

Institution

Info:


✓ 05/04/2019 07:01:34 PM - Theresa Dale

Pending

Batch

Submit:

✓ 05/05/2019 03:22:01 PM - Automation Automation

Analyst
Review:  05/17/2019 10:57:45 AM - Beatrice Santillan

Uploaded Files

Name	Uploaded by	Version	Source
Program Information Confirmation Document.pdf	Document builder	1	Built document

[0 Comments](#) [0 Emails](#)

Comments

Comments(0)

To link emails to this workflow - send or CC them to this workflow using the following workflow specific address: wf-5a489e2d33e740b5a43370c61f650a6c.preprod@simpligov.com. All emails sent into the workflow will display in the list below.

View History Report

Audit Trail

Show detailed result

Institution Info **Ready To Send** by Theresa Dale

1. Report Year	2017
2. Institution Code	4202131
3. Institution Name	California College of Natural Medicine, Inc.
4. Name of Program	Neuro-Endocrine & Anti-Aging Regulation Training
5. Degree/Program Level	Diploma/Certificate
6. Degree/Program Title	Diploma/Certificate
7. Number of Degrees or Diplomas Awarded	5
8. Total Charges for this Program	\$5,580.00
9. The percentage of enrolled students in 2017 receiving federal student loans to pay for this program	0
10. The percentage of graduates in 2017 who took out federal student loans to pay for this program	0
11. Number of Students Who Began the Program	5
12. Number of Students Available for Graduation	5
13. Number of On-time Graduates	5
14. Completion Rate	100
15. 150% Completion Rate	0
16. Is the above data taken from the Integrated Postsecondary Education Data System (IPEDS) of the United States Department of Education?	No
17. Graduates Available for Employment	5
18. Graduates Employed in the Field	5
19. Placement Rate	100
20a. 20 to 29 hours per week	1
20b. at least 30 hours per week	4
21a. In a single position in the field of study	4
21b. In concurrent aggregated positions in the field of study (2 or more positions at the same time)	0
21c. Freelance/self-employed	5
21d. By the institution or an	

employer owned by the institution, or an employer who shares ownership with the institution

0

22. Does this educational program lead to an occupation that requires State licensing?

No

27. Number Who Failed the State Exam

0

28. Passage Rate

0

35. Number Who Failed the State Exam

0

36. Passage Rate

0

39. Graduates Available for Employment

5

40. Graduates Employed in the Field

5

\$0 - \$5,000

0

\$5,001 - \$10,000

0

\$10,001 - \$15,000

0

\$15,001 - \$20,000

0

\$20,001 - \$25,000

0

\$25,001 - \$30,000

0

\$30,001 - \$35,000

2

\$35,001 - \$40,000

0

\$40,001 - \$45,000

0

\$45,001 - \$50,000

3

\$50,001 - \$55,000

0

\$55,001 - \$60,000

0

\$60,001 - \$65,000

0

\$65,001 - \$70,000

0

\$70,001 - \$75,000

0

\$75,001 - \$80,000

0

\$80,001 - \$85,000

0

\$85,001 - \$90,000

0

\$90,001 - \$95,000

0

\$95,001 - \$100,000

0

Over \$100,000

0

Pending Batch Submit [Analyst Review](#) by Automation Automation

Analyst

unassigned@simpligov.com

Analyst Review [Action Required](#) by Beatrice Santillan

Status

Need Additional Information

Please log back into this workflow to see the errors with your submission. In order to get back into this workflow, you need to log into the portal and on the dashboard homepage, scroll down to your submitted workflows. On the left side you will see three dots on each submission, click on the dots relating to this submission and click on "Edit Request." Once you have corrected the issue, you can submit it again.

Staff Comments:

There is no program with this approved name. You are approved for Neuro-Endocrine Regulation & Anti-Aging Certification Module 1 and 2. Please fix to represent the correct name.

Analyst

beatrice.santillan@dca.ca.gov

Additional Info [Resubmit](#) - [Analyst Review](#) by Beatrice Santillan

- No fields were changed -

Analyst Review Ready To Finalize by Beatrice Santillan

Status

Information Complete

Completed Stages:

Institution Info: ✓ 05/04/2019 06:36:18 PM - Theresa Dale
Pending Batch Submit: ✓ 05/05/2019 03:21:56 PM - Automation Automation
Analyst Review: ✓ 05/17/2019 11:06:20 AM - Beatrice Santillan
Additional Info: ✓ 05/28/2019 12:33:34 PM - Beatrice Santillan
Analyst Review: ✓ 05/28/2019 12:34:09 PM - Beatrice Santillan

Uploaded Files

Name	Uploaded by	Version	Source
Program Information Confirmation Document.pdf	Document builder	1	Built document

[0 Comments](#) [0 Emails](#)

Comments

Comments(0)

To link emails to this workflow - send or CC them to this workflow using the following workflow specific address: wf-7144eeeb08aa4ee195a1dee9128dd021.preprod@simpligov.com. All emails sent into the workflow will display in the list below.

View History Report

Audit Trail

Show detailed result

Institution Info **Ready To Send** by Theresa Dale

1. Report Year	2017
2. Institution Code	4202131
3. Institution Name	California College of Natural Medicine, Inc.
4. Name of Program	Nutriceutical Consultant
5. Degree/Program Level	Diploma/Certificate
6. Degree/Program Title	Diploma/Certificate
7. Number of Degrees or Diplomas Awarded	0
8. Total Charges for this Program	\$0.00
9. The percentage of enrolled students in 2017 receiving federal student loans to pay for this program	0
10. The percentage of graduates in 2017 who took out federal student loans to pay for this program	0
11. Number of Students Who Began the Program	0
12. Number of Students Available for Graduation	0
13. Number of On-time Graduates	0
14. Completion Rate	0
15. 150% Completion Rate	0
16. Is the above data taken from the Integrated Postsecondary Education Data System (IPEDS) of the United States Department of Education?	No
17. Graduates Available for Employment	0
18. Graduates Employed in the Field	0
19. Placement Rate	0
20a. 20 to 29 hours per week	0
20b. at least 30 hours per week	0
21a. In a single position in the field of study	0
21b. In concurrent aggregated positions in the field of study (2 or more positions at the same time)	0
21c. Freelance/self-employed	0
21d. By the institution or an	

employer owned by the institution, or an employer who shares ownership with the institution

0

22. Does this educational program lead to an occupation that requires State licensing?

No

27. Number Who Failed the State Exam

0

28. Passage Rate

0

35. Number Who Failed the State Exam

0

36. Passage Rate

0

39. Graduates Available for Employment

0

40. Graduates Employed in the Field

0

\$0 - \$5,000

0

\$5,001 - \$10,000

0

\$10,001 - \$15,000

0

\$15,001 - \$20,000

0

\$20,001 - \$25,000

0

\$25,001 - \$30,000

0

\$30,001 - \$35,000

0

\$35,001 - \$40,000

0

\$40,001 - \$45,000

0

\$45,001 - \$50,000

0

\$50,001 - \$55,000

0

\$55,001 - \$60,000

0

\$60,001 - \$65,000

0

\$65,001 - \$70,000

0

\$70,001 - \$75,000

0

\$75,001 - \$80,000

0

\$80,001 - \$85,000

0

\$85,001 - \$90,000

0

\$90,001 - \$95,000

0

\$95,001 - \$100,000

0

Over \$100,000

0

Pending Batch Submit **Analyst Review** by Automation Automation

Analyst

unassigned@simpligov.com

Analyst Review **Ready To Finalize** by Beatrice Santillan

Status

Information Complete

Analyst

beatrice.santillan@dca.ca.gov

Completed Stages:

Institution

Info:


✔ 05/04/2019 07:07:46 PM - Theresa Dale

Pending

Batch

Submit:

✔ 05/05/2019 03:22:02 PM - Automation Automation

Analyst
Review:  05/17/2019 10:57:36 AM - Beatrice Santillan

Uploaded Files

Name	Uploaded by	Version	Source
Program Information Confirmation Document.pdf	Document builder	1	Built document

[0 Comments](#) [0 Emails](#)

Comments

Comments(0)

To link emails to this workflow - send or CC them to this workflow using the following workflow specific address: wf-705a20416c1240bfa91e90000f2de92f.preprod@simpligov.com. All emails sent into the workflow will display in the list below.

View History Report

Audit Trail

Show detailed result

Institution Info **Ready To Send** by Theresa Dale

1. Report Year	2017
2. Institution Code	4202131
3. Institution Name	California College of Natural Medicine, Inc.
4. Name of Program	Practitioner Prerequisite
5. Degree/Program Level	Diploma/Certificate
6. Degree/Program Title	Diploma/Certificate
7. Number of Degrees or Diplomas Awarded	0
8. Total Charges for this Program	\$0.00
9. The percentage of enrolled students in 2017 receiving federal student loans to pay for this program	0
10. The percentage of graduates in 2017 who took out federal student loans to pay for this program	0
11. Number of Students Who Began the Program	0
12. Number of Students Available for Graduation	0
13. Number of On-time Graduates	0
14. Completion Rate	0
15. 150% Completion Rate	0
16. Is the above data taken from the Integrated Postsecondary Education Data System (IPEDS) of the United States Department of Education?	No
17. Graduates Available for Employment	0
18. Graduates Employed in the Field	0
19. Placement Rate	0
20a. 20 to 29 hours per week	0
20b. at least 30 hours per week	0
21a. In a single position in the field of study	0
21b. In concurrent aggregated positions in the field of study (2 or more positions at the same time)	0
21c. Freelance/self-employed	0
21d. By the institution or an	

employer owned by the institution, or an employer who shares ownership with the institution

0

22. Does this educational program lead to an occupation that requires State licensing?

No

27. Number Who Failed the State Exam

0

28. Passage Rate

0

35. Number Who Failed the State Exam

0

36. Passage Rate

0

39. Graduates Available for Employment

0

40. Graduates Employed in the Field

0

\$0 - \$5,000

0

\$5,001 - \$10,000

0

\$10,001 - \$15,000

0

\$15,001 - \$20,000

0

\$20,001 - \$25,000

0

\$25,001 - \$30,000

0

\$30,001 - \$35,000

0

\$35,001 - \$40,000

0

\$40,001 - \$45,000

0

\$45,001 - \$50,000

0

\$50,001 - \$55,000

0

\$55,001 - \$60,000

0

\$60,001 - \$65,000

0

\$65,001 - \$70,000

0

\$70,001 - \$75,000

0

\$75,001 - \$80,000

0

\$80,001 - \$85,000

0

\$85,001 - \$90,000

0

\$90,001 - \$95,000

0

\$95,001 - \$100,000

0

Over \$100,000

0

Pending Batch Submit **Analyst Review** by Automation Automation

Analyst

unassigned@simpligov.com

Analyst Review **Ready To Finalize** by Beatrice Santillan

Status

Information Complete

Analyst

beatrice.santillan@dca.ca.gov

Completed Stages:

Institution

Info:


✓ 05/04/2019 06:59:20 PM - Theresa Dale

Pending

Batch

Submit:

✓ 05/05/2019 03:22:01 PM - Automation Automation

Analyst
Review:  05/17/2019 10:58:22 AM - Beatrice Santillan

Uploaded Files

Name	Uploaded by	Version	Source
Program Information Confirmation Document.pdf	Document builder	1	Built document

[0 Comments](#) [0 Emails](#)

Comments

Comments(0)

To link emails to this workflow - send or CC them to this workflow using the following workflow specific address: wf-abe96b1e96364127bb53d00f7e206efb.preprod@simpligov.com. All emails sent into the workflow will display in the list below.